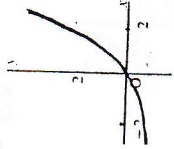
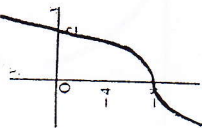


1. Which of the six graphs best represent each function?

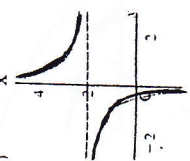
a)  $f(x) = 2^x + 1$



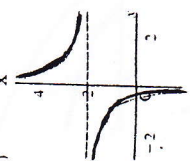
b)  $f(x) = x^3 - 8$



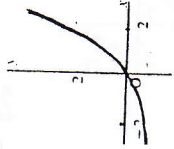
c)  $f(x) = \frac{1}{x} + 2$



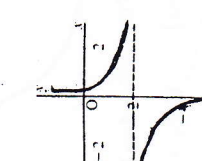
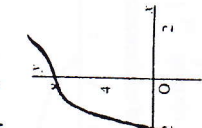
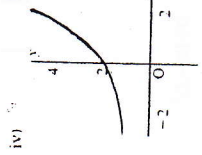
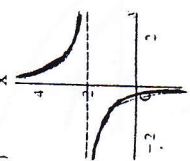
d)  $f(x) = \frac{1}{x}$



e)  $f(x) = 2^{x-3}$

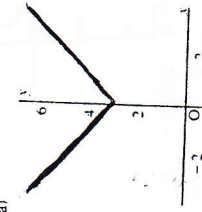


f)  $f(x) = \sqrt{x+3}$

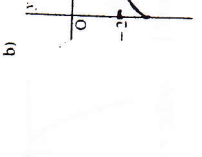


2. Which of the four functions best represents each graph?

i)  $f(x) = |x| + 3$



ii)  $f(x) = |x| - 3$



iii)  $f(x) = \sqrt{x} + 3$



iv)  $f(x) = \sqrt{x} - 3$



3. Sketch the graph of each function.

a)  $f(x) = \sqrt{x} - 6$

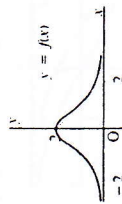
b)  $f(x) = |x| + 2$

c)  $f(x) = 2^x - 5$

d)  $f(x) = \frac{1}{x} + 1$

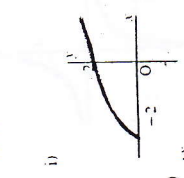
e)  $f(x) = x^3 - 4$

4. Copy the graph of  $y = f(x)$ . On the same grid, sketch the graphs of  $y = f(x) + 5$  and  $y = f(x) - 3$ .




1. Which of the six graphs best represent each function?

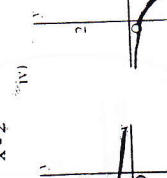
a)  $f(x) = \sqrt{x+3}$




b)  $f(x) = 2^{x-3}$



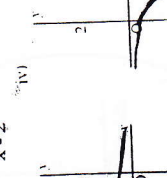
c)  $f(x) = \frac{1}{x-2}$




d)  $f(x) = 2^{x+3}$



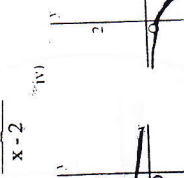
e)  $f(x) = \frac{1}{x-2}$



f)  $f(x) = \sqrt{x+3} - 2$

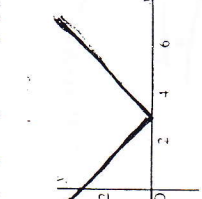


g)  $f(x) = \sqrt{x+3} + 3$




2. Which of the four functions best represents each graph?

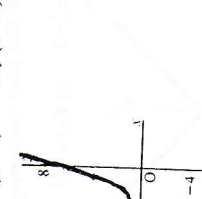
i)  $f(x) = |x+3|$



ii)  $f(x) = |x-3|$



iii)  $f(x) = (x+2)^3$

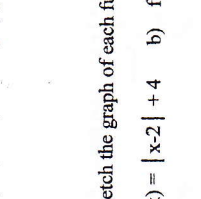


iv)  $f(x) = (x-2)^3$




3. Sketch the graph of each function.

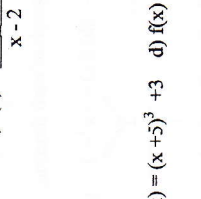
a)  $f(x) = (x-1)^3$



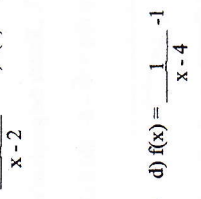
b)  $f(x) = |x+7|$



c)  $f(x) = \sqrt{x-2}$

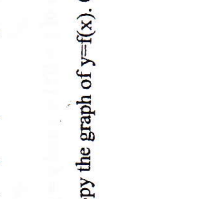


d)  $f(x) = \frac{1}{x-2}$

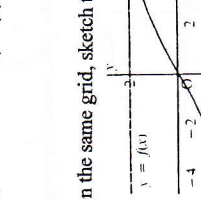


4. Sketch the graph of each function.


a)  $f(x) = |x-2| + 4$



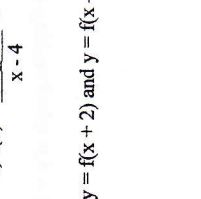
b)  $f(x) = \sqrt{x+3} - 2$



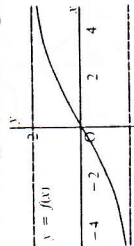
c)  $f(x) = (x+5)^3 + 3$



d)  $f(x) = \frac{1}{x-4}$



5. Copy the graph of  $y=f(x)$ . On the same grid, sketch the graphs of  $y = f(x+2)$  and  $y = f(x-5)$ .

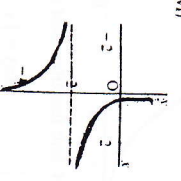
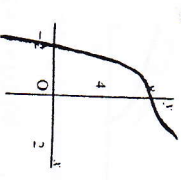
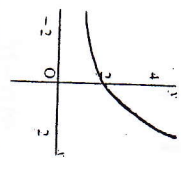
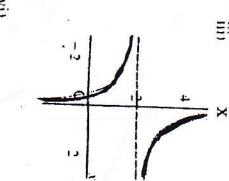
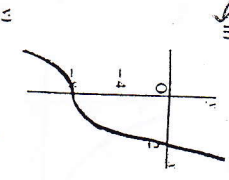
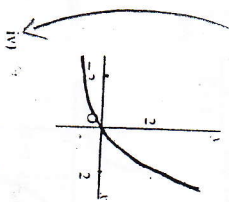


1. Which of the six graphs best represent each function?

a)  $f(x) = 2^x + 1$

b)  $f(x) = x^2 - 8$

c)  $f(x) = \frac{1}{x} + 2$



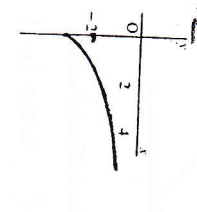
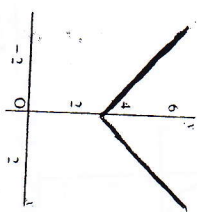
2. Which of the four functions best represents each graph?

i)  $f(x) = |x| + 3$

ii)  $f(x) = |x| - 3$

iii)  $f(x) = \sqrt{x} + 3$

iv)  $f(x) = \sqrt{x} - 3$



3. Sketch the graph of each function.

a)  $f(x) = \sqrt{x} - 6$

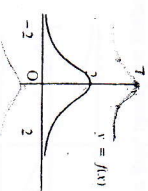
b)  $f(x) = |x| + 2$

c)  $f(x) = 2^x - 5$

d)  $f(x) = 1 + 1$

e)  $f(x) = x^2 - 4$

4. Copy the graph of  $y = f(x)$ . On the same grid, sketch the graphs of  $y = f(x) + 5$  and  $y = f(x) - 3$ .

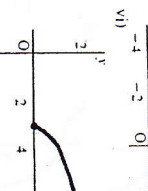
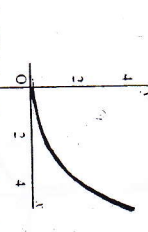
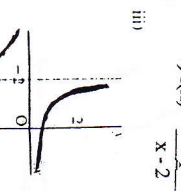
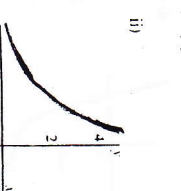
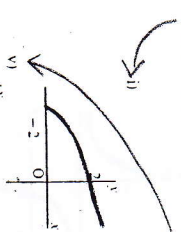


1. Which of the six graphs best represent each function?

a)  $f(x) = \sqrt{x+3}$

b)  $f(x) = 2^{x^3}$

c)  $f(x) = \frac{1}{x-2}$



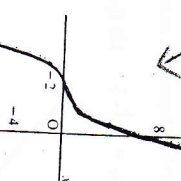
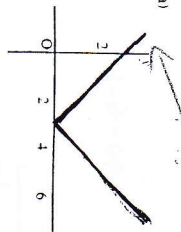
2. Which of the four functions best represents each graph?

i)  $f(x) = |x+3|$

ii)  $f(x) = |x-3|$

iii)  $f(x) = (x+2)^3$

iv)  $(x-2)^3$



3. Sketch the graph of each function.

a)  $f(x) = (x-1)^3$

b)  $f(x) = |x+7|$

c)  $f(x) = \sqrt{x-2}$

d)  $f(x) = \frac{1}{x-2}$

e)  $f(x) = 2^{x^3}$

4. Sketch the graph of each function.

a)  $f(x) = |x-2| + 4$

b)  $f(x) = \sqrt{x+3} - 2$

c)  $f(x) = (x+5)^3 + 3$

d)  $f(x) = \frac{1}{x-4}$

e)  $f(x) = 2^{x^3}$

5. Copy the graph of  $y=f(x)$ . On the same grid, sketch the graphs of  $y = f(x + 2)$  and  $y = f(x - 5)$ .

